

**AUDITED
FINANCIAL STATEMENTS
FOR THE YEAR ENDED AUGUST 31, 2011**
[School Act, Sections 147(2)(a), 148, 151(1) and 276]

Westwind School Division No.74

Legal Name of School Jurisdiction

Box 10 Cardston, AB T0K 0K0

Mailing Address

Tele: (403)653-4991 Fax:(403)653-4641

Telephone and Fax Numbers

SCHOOL JURISDICTION MANAGEMENT'S RESPONSIBILITY FOR FINANCIAL REPORTING

The financial statements of Westwind School Division No.74 presented to Alberta Education have been prepared by school jurisdiction management which has responsibility for their preparation, integrity and objectivity. The financial statements, including notes, have been prepared in accordance with generally accepted accounting principles and follow format prescribed by Alberta Education.

In fulfilling its reporting responsibilities, management has maintained internal control systems and procedures designed to provide reasonable assurance that the school jurisdiction's assets are safeguarded, that transactions are executed in accordance with appropriate authorization and that accounting records may be relied upon to properly reflect the school jurisdiction's transactions. The effectiveness of the control systems is supported by the selection and training of qualified personnel, an organizational structure that provides an appropriate division of responsibility and a strong system of budgetary control.

Board of Trustees Responsibility




The ultimate responsibility for the financial statements lies with the Board of Trustees. The Board reviewed the audited financial statements with management in detail and approved the financial statements for release.

External Auditors

The Board appoints external auditors to audit the financial statements and meets with the auditors to review their findings. The external auditors were given full access to school jurisdiction records.

Declaration of Management and Board Chairman

To the best of our knowledge and belief, these financial statements reflect, in all material respects, the financial position and results of operations and cash flows for the year in accordance with generally accepted accounting principles and follow the financial reporting requirements prescribed by Alberta Education.

BOARD CHAIR	
Mr. Ron Fromm	
Name	Signature
SUPERINTENDENT	
Mr. Ken Sommerfeldt	
Name	Signature
SECRETARY TREASURER OR TREASURER	
Mr. Dexter Durfey	
Name	Signature

Nov 17 / 11
Board-approved Release Date

TABLE OF CONTENTS

	Page
AUDITOR'S REPORT	3
STATEMENT OF FINANCIAL POSITION	4
STATEMENT OF REVENUES AND EXPENSES	5
STATEMENT OF CASH FLOWS	6
STATEMENT OF CHANGES IN NET ASSETS	7
STATEMENT OF CAPITAL ALLOCATIONS	8
NOTES TO THE FINANCIAL STATEMENTS	9

Young Parkyn McNab LLP

CHARTERED ACCOUNTANTS

INDEPENDENT AUDITORS' REPORT

To the Board of Trustees
Westwind School Division No.74

We have audited the accompanying financial statements of Westwind School Division No.74, which comprise the statement of financial position as at August 31, 2011, and the statements of revenues and expenses, cash flows, changes in net assets and capital allocations for the year then ended, and a summary of significant accounting policies and other explanatory information.

Management's Responsibility for the Financial Statements

Management is responsible for the preparation and fair presentation of these financial statements in accordance with Canadian generally accepted accounting principles, and for such internal control as management determines is necessary to enable the preparation of financial statements that are free from material misstatement, whether due to fraud or error.

Auditor's Responsibility

Our responsibility is to express an opinion on these financial statements based on our audit. We conducted our audit in accordance with Canadian generally accepted auditing standards. Those standards require that we comply with ethical requirements and plan and perform the audit to obtain reasonable assurance about whether the financial statements are free from material misstatement.

An audit involves performing procedures to obtain audit evidence about the amounts and disclosures in the financial statements. The procedures selected depend on the auditor's judgement, including the assessment of the risks of material misstatement of the financial statements, whether due to fraud or error. In making those risk assessments, the auditor considers internal control relevant to the entity's preparation and fair presentation of the financial statements in order to design audit procedures that are appropriate in the circumstances, but not for the purpose of expressing an opinion on the effectiveness of the entity's internal control. An audit also includes evaluating the appropriateness of accounting policies used and the reasonableness of accounting estimates made by management, as well as evaluating the overall presentation of the financial statements.

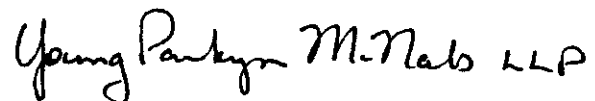
We believe that the audit evidence we have obtained is sufficient and appropriate to provide a basis for our audit opinion.

Opinion

In our opinion, the financial statements present fairly, in all material respects, the financial position of Westwind School Division No.74 as at August 31, 2011, and the results of its operations and its cash flows for the year ended in accordance with Canadian generally accepted accounting principles.

Lethbridge, Alberta

November 17, 2011



Chartered Accountant

STATEMENT OF FINANCIAL POSITION

as at August 31, 2011

(In dollars)

	2011	2010
ASSETS		
Current assets		
Cash and temporary investments (Note 3)	\$1,447,302	\$259,788
Accounts receivable (net after allowances) (Note 4)	\$536,997	\$1,222,713
Prepaid expenses (Note x)	\$302,033	\$184,413
Other current assets (Note x)	\$0	\$0
Total current assets	\$2,286,332	\$1,666,894
School generated assets	\$393,701	\$420,544
Trust assets (Note 5)	\$293,527	\$256,429
Long term accounts receivable (Note x)	\$0	\$0
Long term investments (Note 6)	\$1,820,461	\$1,897,587
Capital assets (Note 7)		
Land	\$656,541	\$656,541
Construction in progress	\$0	\$0
Buildings	\$62,174,160	
Less: accumulated amortization	(\$25,741,312)	\$36,432,848
Equipment	\$787,912	
Less: accumulated amortization	(\$518,745)	\$269,167
Vehicles	\$4,065,789	
Less: accumulated amortization	(\$2,163,611)	\$1,902,178
Total capital assets	\$39,260,734	\$40,123,269
TOTAL ASSETS	\$44,054,775	\$44,364,723
LIABILITIES		
Current liabilities		
Bank indebtedness (Note 8)	\$0	\$0
Accounts payable and accrued liabilities (Note 9)	\$291,806	\$245,558
Deferred revenue (Note 10)	\$64,895	\$327,173
Deferred capital allocations (Note 11)	\$76,555	\$258,893
Current portion of long term debt	\$459,405	\$506,005
Total current liabilities	\$892,161	\$1,337,569
School generated liabilities	\$393,701	\$420,544
Trust liabilities (Note 5)	\$293,527	\$256,429
Employee future benefit liabilities (Note 1h)	\$133,673	\$117,631
Long term debt (Note 12)		
Supported: Debentures and other supported debt	\$1,453,805	\$1,959,810
Less: Current portion	(\$459,405)	(\$506,005)
Unsupported: Debentures and capital loans	\$0	\$0
Capital leases	\$0	\$0
Mortgages	\$0	\$0
Less: Current portion	\$0	\$0
Other long term liabilities (Note 13)	\$895,792	\$933,733
Unamortized capital allocations (Note 14)	\$31,621,229	\$32,527,780
Total long term liabilities	\$34,332,322	\$35,709,872
TOTAL LIABILITIES	\$35,224,483	\$37,047,441
NET ASSETS		
Unrestricted net assets	\$0	\$0
Operating reserves	\$2,007,022	\$1,238,361
Accumulated operating surplus (deficit)	\$2,007,022	\$1,238,361
Investment in capital assets	\$6,185,700	\$5,635,729
Capital reserves	\$637,570	\$445,192
Total capital funds	\$6,823,270	\$6,078,921
Total net assets	\$8,830,292	\$7,317,282
TOTAL LIABILITIES AND NET ASSETS	\$44,054,775	\$44,364,723

Note: Please input "(Restated)" in 2010 column heading where comparatives are not taken from the finalized 2009/2010 Audited Financial Statements filed with Alberta Education.

STATEMENT OF REVENUES AND EXPENSES
for the Year Ended August 31, 2011
(in dollars)

	Actual 2011	Budget 2011	Actual 2010
REVENUES			
Government of Alberta	\$39,380,551	\$38,700,157	\$37,364,803
Federal Government and First Nations	\$4,253,857	\$4,263,167	\$4,398,536
Other Alberta school authorities	\$0	\$0	\$0
Out of province authorities	\$0	\$0	\$0
Alberta Municipalities-special tax levies	\$66,544	\$81,000	\$78,603
Instruction resource fees	\$154,476	\$165,000	\$127,998
Transportation fees	\$74,237	\$80,000	\$49,107
Other sales and services	\$482,686	\$7,000	\$63,075
Investment income	\$189,778	\$177,070	\$178,814
Gifts and donations	\$32,977	\$10,000	\$19,922
Rental of facilities	\$590	\$5,000	\$970
Gross school generated funds	\$1,224,366	\$538,570	\$1,178,161
Gains on disposal of capital assets	\$1,700	\$0	\$14,553
Amortization of capital allocations	\$1,594,784	\$1,328,329	\$1,653,732
Other revenue	\$58,880	\$82,419	\$73,305
Total Revenues	\$47,515,426	\$45,367,712	\$45,199,579
EXPENSES			
Certificated salaries (Note 20)	\$21,800,334	\$21,325,561	\$21,488,223
Certificated benefits (Note 20)	\$2,570,289	\$2,425,097	\$2,593,344
Non-certificated salaries and wages (Note 20)	\$9,075,539	\$8,931,529	\$8,656,676
Non-certificated benefits (Note 20)	\$2,614,734	\$2,597,237	\$2,383,672
Services, contracts and supplies	\$6,377,490	\$7,088,728	\$5,674,504
Gross school generated funds	\$1,224,366	\$538,570	\$1,178,161
Capital and debt services			
Amortization of capital assets			
Supported	\$1,594,784	\$1,328,329	\$1,653,732
Unsupported	\$549,119	\$449,000	\$446,748
Total Amortization of capital assets	\$2,143,903	\$1,777,329	\$2,100,480
Interest on capital debt			
Supported	\$192,649	\$316,124	\$252,005
Unsupported	\$0	\$0	\$0
Total Interest on capital debt	\$192,649	\$316,124	\$252,005
Other interest and charges	\$3,112	\$5,000	\$3,713
Losses on disposal of capital assets	\$0	\$0	\$36,900
Other expense	\$0	\$0	\$0
Total Expenses	\$46,002,416	\$45,002,175	\$44,277,678
EXCESS (DEFICIENCY) OF REVENUES OVER EXPENSES BEFORE EXTRAORDINARY ITEM			
	\$1,513,010	\$365,537	\$921,901
Extraordinary Item	\$0	\$0	\$0
EXCESS (DEFICIENCY) OF REVENUES OVER EXPENSES	\$1,513,010	\$365,537	\$921,901

Note: Please input "(Restated)" where Actual 2010 comparatives are not as presented in the finalized 2009/2010 Audited Financial Statements filed with Alberta Education. Budget 2011 comparatives presented are final budget amounts formally approved by the Board.

STATEMENT OF CASH FLOWS
for the Year Ended August 31, 2011
(in dollars)

	2011	2010
CASH FLOWS FROM:		
A. OPERATIONS		
Excess (deficiency) of revenues over expenses	\$1,513,010	\$921,901
Add (Deduct) items not affecting cash:		
Amortization of capital allocations revenue	(\$1,594,784)	(\$1,653,732)
Total amortization expense	\$2,143,903	\$2,100,480
Gains on disposal of capital assets	(\$1,700)	(\$14,553)
Losses on disposal of capital assets	\$0	\$36,900
Changes in:		
Accounts receivable	\$685,716	\$826,954
Prepays and other current assets	(\$117,620)	(\$13,638)
Long term accounts receivable	\$0	\$0
Long term investments	\$77,106	\$73,352
Accounts payable and accrued liabilities	\$7,807	(\$1,637,419)
Deferred revenue	(\$262,278)	(\$286,194)
Employee future benefit liabilities	\$16,042	(\$15,716)
Other (describe)	\$0	\$0
Total cash flows from Operations	\$2,467,202	\$338,335
B. INVESTING ACTIVITIES		
Purchases of capital assets		
Land	\$0	\$0
Buildings	(\$837,518)	(\$1,524,270)
Equipment	(\$153,898)	(\$37,011)
Vehicles	(\$289,952)	(\$846,583)
Net proceeds from disposal of capital assets	\$1,700	\$158,636
Other (describe)	\$0	\$0
Total cash flows from Investing activities	(\$1,279,668)	(\$2,249,228)
C. FINANCING ACTIVITIES		
Capital allocations	\$0	\$1,067,654
Issue of long term debt	\$0	\$0
Repayment of long term debt	(\$506,005)	(\$573,901)
Add back: supported portion	\$506,005	\$573,901
Other (describe)	\$0	\$0
Total cash flows from financing activities	\$0	\$1,067,654
Net cash flows from during the year	\$1,187,534	(\$843,239)
Cash and temporary investments, net of bank indebtedness, at Aug. 31/10	\$259,768	\$1,103,007
Cash and temporary investments, net of bank indebtedness, at Aug. 31/11	\$1,447,302	\$259,768

Note: Please input "(Restated)" where Actual 2010 comparatives are not as presented in the finalized 2009/2010 Audited Financial Statements filed with Alberta Education.

**STATEMENT OF CHANGES IN NET ASSETS
for the Year Ended August 31, 2011**

(in dollars)

School Jurisdiction Code: 56

	(1) TOTAL NET ASSETS Cols. 2+3+4+5	(2) INVESTMENT IN CAPITAL ASSETS	(3) UNRESTRICTED NET ASSETS	(4) INTERNALLY RESTRICTED NET ASSETS										(15) Capital Reserves	
				(4) TOTAL OPERATING RESERVES Cols. 6+8+10+12+14 7+9+11+13+15	(5) School & Instruction Related		(6) Operations & Maintenance		(7) Board & System Administration		(8) Transportation		(9) External Services		
					(6) Operating Reserves	(7) Capital Reserves	(6) Operating Reserves	(7) Capital Reserves	(7) Operating Reserves	(8) Capital Reserves	(8) Operating Reserves	(9) Capital Reserves	(9) Operating Reserves		(9) Capital Reserves
Balance at August 31, 2010	\$7,317,282	\$5,635,729	\$0	\$1,238,361	\$443,192	\$425,384	\$124,494	\$438,402	\$254,178	\$34,546	\$170,503	\$85,851	\$0		
Prior period adjustments (describe)															
	\$0	\$0	\$0	\$0	\$0	\$0	\$0	\$0	\$0	\$0	\$0	\$0	\$0		
	\$0	\$0	\$0	\$0	\$0	\$0	\$0	\$0	\$0	\$0	\$0	\$0	\$0		
	\$0	\$0	\$0	\$0	\$0	\$0	\$0	\$0	\$0	\$0	\$0	\$0	\$0		
Adjusted Balance, Aug. 31, 2010	\$7,317,282	\$5,635,729	\$0	\$1,238,361	\$443,192	\$425,384	\$124,494	\$438,402	\$254,178	\$34,546	\$170,503	\$85,851	\$0		
Excess (deficiency) of revenues over expenses	\$1,513,010		\$1,513,010												
Board funded capital additions		\$1,099,090	(\$469,885)	(\$502,649)	(\$228,556)	\$0	\$0	(\$146,358)	(\$292,885)	(\$63,396)	(\$62,956)	\$0	\$0		
Disposal of unsupported capital assets	\$0	\$0	\$0	\$0	\$0	\$0	\$0	\$0	\$0	\$0	\$0	\$0	\$0		
Disposal of supported capital assets (board funded portion)	\$0	\$0	\$0	\$0	\$0	\$0	\$0	\$0	\$0	\$0	\$0	\$0	\$0		
Direct credits to net assets	\$0	\$0	\$0	\$0	\$0	\$0	\$0	\$0	\$0	\$0	\$0	\$0	\$0		
Amortization of capital assets		(\$2,443,059)	\$2,443,059												
Amortization of capital allocations		\$1,834,784	(\$1,834,784)												
Debt principal repayments (unsupported)		\$0	\$0												
Net transfers to operating reserves			(\$1,271,310)	\$1,271,310		\$175,016		\$869,876	\$62,158	\$153,289		\$10,971			
Net transfers from operating reserves			\$0	\$0		\$0		\$0	\$0	\$0		\$0			
Net transfers to capital reserves			(\$420,934)	\$420,934		\$123,980			\$40,130		\$256,924		\$0		
Net transfers from capital reserves			\$0	\$0		\$0			\$0		\$0		\$0		
Assumption/transfer of other operations' net assets	\$0	\$0	\$0	\$0	\$0	\$0	\$0	\$0	\$0	\$0	\$0	\$0	\$0		
Balance at August 31, 2011	\$9,830,292	\$6,185,700	\$0	\$2,007,022	\$637,570	\$600,400	\$124,494	\$1,181,920	\$23,441	\$124,439	\$334,529	\$66,822	\$0		

**STATEMENT OF CAPITAL ALLOCATIONS
(EXTERNALLY RESTRICTED CAPITAL CONTRIBUTIONS ONLY)
for the Year Ended August 31, 2011
(in dollars)**

	Deferred Capital Allocations	Unamortized Capital Allocations
Balance at August 31, 2010	\$258,833	\$32,527,730
Prior period adjustments	\$0	\$0
Adjusted balance, August 31, 2010	\$258,833	\$32,527,730
Add:		
Restricted capital allocations from:		
Alberta Education school building and modular projects	\$0	
Other Government of Alberta	\$0	
Federal Government and First Nations	\$0	
Other sources	\$0	
Interest earned on provincial government capital allocations	\$0	
Other capital grants and donations	\$0	
Net proceeds on disposal of supported capital assets	\$0	
Insurance proceeds (and related interest)	\$0	
Donated capital assets (amortizable, @ fair market value)		\$0
P3, other ASAP and Alberta Infrastructure managed projects		\$0
Transferred in capital assets (amortizable, @ net book value)		\$0
Current year supported debenture principal repayment		\$506,005
Expended capital allocations - current year	(\$182,278)	\$182,278
Deduct:		
Net book value of supported capital assets dispositions, write-offs, or transfer; Other	\$0	\$0
Capital allocations amortized to revenue		\$1,594,784
Balance at August 31, 2011	\$76,555	\$31,621,229

* Infrastructure Maintenance Renewal (IMR) Program allocations are excluded from this Statement, since those allocations are not externally restricted to capital.

WESTWIND SCHOOL DIVISION NO. 74
NOTES TO FINANCIAL STATEMENTS
For the Year Ended August 31, 2011

1. Authority and purpose

The School Jurisdiction delivers education programs under the authority of the *School Act*, Revised Statutes of Alberta 2000, Chapter S-3.

The jurisdiction receives instruction and support allocations under Education Grants Regulation (AR120/2008). The regulation allows for the setting of conditions and use of grant monies. The School Jurisdiction is limited on certain funding allocations and administration expenses.

2. Summary of significant accounting policies

These financial statements are prepared in accordance with Canadian generally accepted accounting principles (GAAP). The precise determination of many assets and liabilities is dependent on future events. As a result, the preparation of financial statements for a period involves the use of estimates and approximations, which have been made using careful judgment. Actual results could differ from those estimates and approximations. The financial statements have, in management's opinion, been properly prepared within reasonable limits of materiality and within the framework of the accounting policies summarized below:

a) Revenue recognition

Revenue is recognized as follows:

Instruction and support allocations are recognized in the year to which they relate.

Fees for services related to courses and programs are recognized as revenue when such courses and programs are delivered.

Unrestricted contributions are recognized as revenue when received or receivable. Contributions in-kind are recorded at fair market value when reasonably determinable.

Externally restricted contributions are deferred and recognized as revenue in the period in which the restriction is complied with. Endowment funds which are to be retained as net assets are recorded as direct increases in trust assets and liabilities.

b) Investments

Held for trading investments are recognized in the balance sheet at fair value. The fair values of the recognized investments are determined based on the available market information. Realized investment income and unrealized gains and losses are reported in the Statement of Revenues and Expenses.

c) Prepaid expenses

Certain expenditures incurred before the close of the school year are for school supplies which will be consumed subsequent to the year-end, and are accordingly recorded as prepaid expenses. Certain insurance expenses also fall into this category.

WESTWIND SCHOOL DIVISION NO. 74
NOTES TO FINANCIAL STATEMENTS
For the Year Ended August 31, 2011

2. Summary of significant accounting policies (continued)

d) Capital assets

Purchased capital assets are recorded at cost. Contributed capital assets are recorded at fair value at the date of contribution. Amortization is provided for on a straight-line basis over the assets' estimated useful lives using the following annual rates:

Equipment and furnishings	5 years
Vehicles and buses	5 to 10 years
Buildings	25 to 40 years

There is no amortization charged in the year of acquisition.

Only capital assets with costs in excess of \$5,000 are capitalized. Any capital allocations received for asset additions are amortized over the same period as the amortization expense.

e) School generated funds

These are funds which come under the control and responsibility of a school principal for school activities. These funds are usually collected, retained and expended at the school level (e.g. yearbook sales, graduation fees, field trip fees, etc.).

f) Vacation pay

Vacation pay is accrued in the period in which the employee earns the benefit.

g) Pensions

Pension costs included in these statements comprise the cost of employer contributions for current service of employees during the year.

The current and past service costs of the Alberta Teacher Retirement Fund are met by contributions by active members and the Government of Alberta. Under the terms of the Teachers Pension Plan Act, the Westwind School Division No. 74 does not make pension contributions for certificated staff.

The school board participates in a multi-employer pension plan, the Local Authorities Pension Plan, and does not report on any unfunded liabilities. The expense for this pension plan is equivalent to the annual contributions of \$692,817 for the year ended August 31, 2011. At December 31, 2010, the Local Authorities Pension Plan reported a deficiency of \$4,635,250,000 (2009 deficiency of \$3,998,614,000). In 2011, the Province recorded a liability of \$410,000,000 (2010 - \$314,000,000) for its portion of the unfunded pension obligation related to organizations controlled by the Province.

h) Employee Future Benefits

The jurisdiction accrues its obligations under employee future benefit plans and expenses the related costs. As at August 31, 2011, the recorded obligation is \$133,673 (2010 - \$117,631). The total expense recorded in the financial statements is \$16,042 (2010 - \$133,767).

WESTWIND SCHOOL DIVISION NO. 74
NOTES TO FINANCIAL STATEMENTS
For the Year Ended August 31, 2011

2. Summary of significant accounting policies (continued)

- i) **Contributed services**
 Volunteers contribute a considerable number of hours per year to schools within the school jurisdiction to ensure that certain programs are delivered, such as kindergarten, lunch services and the raising of school generated funds. Because of the difficulty of compiling these hours and the fact that these services are not otherwise purchased, contributed services are not recognized in the financial statements.
- j) **Financial instruments**
 These consist of cash and temporary investments, accounts receivable, accounts payable and accrued liabilities, and long-term debt. It is management's opinion that the jurisdiction is not exposed to significant interest, currency or credit risks arising from these financial instruments. Unless otherwise noted, the fair values of these financial instruments approximate their carrying values. The jurisdiction has invested surplus funds in accordance with Section 60 of the *School Act* and Section 5 of the *Trustees Act*.
- k) **Operating and capital reserves**
 Reserves are established at the discretion of the Board of Trustees of the jurisdiction, to set aside funds for operating and capital purposes. Such reserves are appropriations of unrestricted net assets.

3. Cash and temporary investments

	2011			2010		
	Effective (Market) Yield	Cost	Fair Value	Effective (Market) Yield	Cost	Fair Value
Cash (cheques in excess of deposits)	-	\$441,302	\$441,302	-	\$(747,105)	\$(747,105)
Fixed-income securities						
Government of Canada, direct and guaranteed	4.0%	1,000,000	1,000,000	3.8%	1,000,000	1,000,000
Total fixed-income securities		<u>6,000</u>	<u>6,000</u>		<u>6,873</u>	<u>6,873</u>
Total cash and temporary investments		<u>\$1,447,302</u>	<u>\$1,447,302</u>		<u>\$259,768</u>	<u>\$259,768</u>

4. Accounts receivable

	2011	2010
Alberta Education	\$ 77,735	\$ 685,857
Federal Government	130,307	125,687
First Nations	24,500	16,465
Other	304,455	394,704
	<u>\$ 536,997</u>	<u>\$ 1,222,713</u>

WESTWIND SCHOOL DIVISION NO. 74
NOTES TO FINANCIAL STATEMENTS
For the Year Ended August 31, 2011

5. Trust assets and liabilities

These balances represent cash that is held in trust by the jurisdiction for Scholarships.

6. Long-term investment

The jurisdiction, along with two other school jurisdictions, has invested in the Southern Alberta Wind Farm project for a total project cost of \$6,400,000. The provincial government has contributed \$3,200,000 towards the project, with Westwind School Division contributions totalling \$1,091,840. This investment will be repaid over 20 years including interest at 5%. The principal amount outstanding at year end is \$1,820,481.

Principal repayments in each of the next five fiscal years and beyond are as follows:

	Principal	Interest	Total
2011-2012	\$ 81,050	\$ 89,184	\$ 170,234
2012-2013	85,197	85,037	170,234
2013-2014	89,556	80,678	170,234
2014-2015	94,138	76,096	170,234
2015-2016	98,954	71,280	170,234
2016 to maturity	1,371,586	387,496	1,759,082
	\$ 1,820,481	\$ 789,771	\$ 2,610,252

7. Tangible Capital Assets

	Land	Construction In Progress - New Building	Buildings	Equipment - Computer Hardware & Software	Other Equipments	Vehicles	Total Aug. 31, 2011	Total Aug. 31, 2010
Estimated Useful life			25-40 Years	3-5 Years	5-10 Years	5-10 Years		
Historical cost								
September 1, 2010	\$656,541	\$0	\$61,336,642	\$777,586	\$0	\$3,815,282	\$66,586,051	\$65,573,897
Additions	0	0	837,518	153,898	0	289,952	1,281,368	2,407,864
Transfers in (out)	0	0	0	0	0	0	0	0
Less disposals including write-offs	0	0	0	-143,573	0	-39,445	-183,018	-1,395,710
August 31, 2011	\$656,541	\$0	\$62,174,160	\$787,911	\$0	\$4,065,789	\$67,684,401	\$66,586,051
Accumulated amortization								
September 1, 2010	0	0	\$23,981,971	\$596,601	\$0	\$1,884,210	\$26,462,782	\$25,384,649
Amortization expense	0	0	1,759,341	65,716	0	318,846	2,143,903	2,100,479
Transfers in (out)	0	0	0	0	0	0	0	0
Effect of disposals	0	0	0	-143,573	0	-39,445	-183,018	-1,022,346
August 31, 2011	0	0	\$25,741,312	\$518,744	\$0	\$2,163,611	\$28,423,667	\$26,462,782
Net Book Value at August 31, 2010	\$656,541	\$0	\$36,432,848	\$269,167	\$0	\$1,902,178	\$39,260,734	\$40,123,269

8. Bank indebtedness

The jurisdiction has negotiated a line of credit in the amount of \$2,300,000 that bears interest at the prime rate less 0.25%. As at August 31, 2011, the line of credit was undrawn.

WESTWIND SCHOOL DIVISION NO. 74
NOTES TO FINANCIAL STATEMENTS
For the Year Ended August 31, 2011

9. Accounts payable and accrued liabilities

	2011	2010
Alberta Finance	\$ 77,735	\$ 107,210
Other	213,571	138,378
	\$ 291,306	\$ 245,558

10. Deferred revenue

SOURCE AND GRANT OR FUND TYPE	DEFERRED REVENUE as at	ADD: 2010/2011 Restricted Funds Received/	DEDUCT: 2010/2011 Restricted Funds Expended	ADD : 2010/2011 Adjustments or Returned	DEFERRED REVENUE as at
	Aug. 31, 2010	Receivable	(Paid / Payable)	Funds	Aug. 31, 2011
Alberta Education Restricted Operational Funding:	\$0	\$0	\$0	\$0	\$0
Alberta Initiative for School Improvement	\$37,936	\$565,825	(\$603,761)	\$0	\$0
Children and Youth with Complex Needs	\$0	\$0	\$0	\$0	\$0
Francophone Student Health Services	\$0	\$0	\$0	\$0	\$0
Infrastructure Maintenance Renewal	\$0	\$659,648	(\$659,648)	\$0	\$0
Institutional Education Programs	\$0	\$0	\$0	\$0	\$0
Portable/Modular Unit Relocation	\$0	\$0	\$0	\$0	\$0
Regional Consortium	\$0	\$0	\$0	\$0	\$0
Regional Educational Consulting Services	\$0	\$0	\$0	\$0	\$0
Small Class Size Initiative	\$0	\$0	\$0	\$0	\$0
Student Health Initiative (School Authorities)	\$0	\$0	\$0	\$0	\$0
SuperNet Service	\$0	\$0	\$0	\$0	\$0
Other Alberta Education deferred revenue	\$0	\$0	\$0	\$0	\$0
Other Government of Alberta Restricted Funding:	\$0	\$0	\$0	\$0	\$0
Tech One to One	\$0	\$0	\$0	\$0	\$0
Technology mediated learning program	\$0	\$0	\$0	\$0	\$0
High school CTS enhancement program	\$58,906	\$102,921	(\$105,311)	\$0	\$56,516
Leadership Tech Project	\$179,966	\$0	(\$171,587)	\$0	\$8,379
Innovative classroom funding	\$50,365	\$119,288	(\$169,653)	\$0	\$0
Other Deferred Revenue:	\$0	\$0	\$0	\$0	\$0
Total	\$327,173	\$1,447,682	(\$1,709,960)	\$0	\$64,895

11. Deferred capital allocations

Deferred capital allocations represent externally-restricted supported capital funds provided for a specific capital purpose received or receivable by the jurisdiction, but the related expenditure had not been made at year-end. When expended, these deferred capital allocations are transferred to unamortized capital allocations.

WESTWIND SCHOOL DIVISION NO. 74
NOTES TO FINANCIAL STATEMENTS
For the Year Ended August 31, 2011

12. Long-term debt

Debenture debt - supported

The debenture debt bears interest at rates varying between 7.625% and 11.5%. The debenture debt is fully supported by Alberta Finance. Debenture payments due over the next five years and beyond are as follows:

	Principal	Interest	Total
2011-2012	\$ 459,405	\$ 141,440	\$ 600,845
2012-2013	279,800	95,238	375,038
2013-2014	279,800	66,677	346,477
2014-2015	161,200	38,115	199,315
2015-2016	68,400	22,451	90,851
2016 to maturity	205,200	59,808	265,008
	<u>\$ 1,453,805</u>	<u>\$ 423,729</u>	<u>\$ 1,877,534</u>

13. Other long term liabilities

	2011	2010
Southern Alberta Wind Farm project - government portion	\$ 895,792	\$ 933,733

The Westwind School Division investment in the Southern Alberta Wind Farm project was \$2,183,680, consisting of a government grant and a divisional contribution each in the amount of \$1,091,840. The government grant will be brought into income over a 20 year period based on a rate of return of 5% on the investment. Deferred revenue will be brought into income in each of the next five fiscal years and beyond as follows:

	Total
2011-2012	\$ 39,882
2012-2013	41,922
2013-2014	44,067
2014-2015	46,322
2015-2016	48,692
2016 to maturity	674,908
	<u>\$ 895,793</u>

WESTWIND SCHOOL DIVISION NO. 74
NOTES TO FINANCIAL STATEMENTS
For the Year Ended August 31, 2011

14. Unamortized capital allocations

Unamortized capital allocations represent externally-restricted supported capital funds that have been expended, but have yet to be amortized over the useful life of the related capital asset. The unamortized capital allocations account balance is increased by transfers of deferred capital allocations expended, as well as fully-supported debenture principal repayments.

15. Commitments

As of January 1, 2007, the jurisdiction signed a 20 year service agreement with Enmax to receive electricity at a flat rate.

16. Contingencies

The jurisdiction is a member of a reciprocal insurance exchange called ASBIE. A portion of the premiums paid each year represents equity contributions to the insurance fund. These payments have been recorded as expenses in the financial statements, as the value of equity is subject to liability claims.

WESTWIND SCHOOL DIVISION NO. 74
NOTES TO FINANCIAL STATEMENTS
For the Year Ended August 31, 2011

17. Related Party Transactions

Effective 2005/2006, school jurisdictions are controlled by the Government of Alberta according to criteria set out in PSAB 1300. All entities consolidated or accounted for on a modified equity basis in the accounts of the Government of Alberta are now related parties of school jurisdictions. These include government departments, health authorities, post-secondary institutions and other school jurisdictions in Alberta. Westwind School Division No.74 had related party transactions for the year ended August 31, 2011 with the Government of Alberta recorded on the Statement of Revenues and Expenses and Statement of Financial Position, at amount of consideration agreed upon between the related parties.

2010-2011	Balances		Transactions	
	Assets (@ cost or net realizable value)	Liabilities (@ fair value)	Revenues	Expenses
Government of Alberta:				
Education	\$ -	\$ 64,895	\$ 38,976,922	\$ -
Infrastructure & Transportation	-	-	-	-
Finance	77,735	77,735	192,649	-
Health & Wellness	-	-	190,692	-
Human Resources/Employment	-	-	5,800	-
Other Gov't of Alberta departments	-	-	20,286	-
Other:				
Health authorities	-	-	-	-
Post-secondary institutions	-	-	-	-
Other Alberta school jurisdictions	-	-	-	-
Other related parties	-	-	398,232	-
TOTAL 2010-2011	\$ 77,735	\$ 142,630	\$ 39,784,581	\$ -
TOTAL 2009-2010	\$ 793,067	\$ 434,382	\$ 37,526,439	\$ 556

18. Economic dependence on related third party

The Westwind School Division's primary source of income is from the Alberta Government. The jurisdiction's ability to continue viable operations is dependent on this funding.

19. Budget amounts

The budget was prepared by the school jurisdiction management with Board of Trustees approval given on November 2, 2010. It is presented for information purposes only, and has not been audited.

WESTWIND SCHOOL DIVISION NO. 74

**NOTES TO FINANCIAL STATEMENTS
For the Year Ended August 31, 2011**

20. Remuneration and monetary incentives

The Westwind School Division No. 74 had paid or accrued expenses for the year ended August 31, 2011 to or on behalf of the following positions and persons in groups as follows:

Board Members:	FTE	Remuneration	Benefits	Negotiated Allowances	Performance Bonuses	ERIP's/Other	Expense
Mr. Ron Fromm, Board Chairman	1.0	\$11,036	\$2,429	\$5,518			\$2,519
Mr. Darcy Barfuss	1.0	\$9,845	\$2,909	\$4,922			\$1,015
Mrs. Lori Brooks	1.0	\$9,845	\$2,909	\$4,922			\$2,872
Mr. Rob Edwards	0.8	\$8,204	\$2,425	\$4,102			\$2,690
Mrs. Anna Joyce-Frank	1.0	\$9,845	\$1,266	\$4,922			\$2,797
Mr. Stephen Heggie, Vice Chair	1.0	\$10,155	\$1,580	\$5,077			\$1,716
Mr. Lance Miller	1.0	\$10,070	\$2,927	\$5,035			\$0
Mr. Cal Salmon	1.0	\$9,845	\$243	\$4,922			\$1,217
Mr. Peter Scott	1.0	\$9,845	\$2,909	\$4,922			\$2,814
Mrs. Connie Nelson	0.17	\$1,641	\$484	\$820			\$1,228
Subtotal	9.00	\$90,331	\$20,081	\$45,162			\$18,868
Mr. Kenneth Sommerfeldt, Superintendent	1.000	\$155,000	\$12,234				\$1,436
Mr. Dexter Durfey, Secretary Treasurer	1.0	\$139,000	\$28,118	\$0	\$0	\$0	\$1,010
Certificated Teachers	256.7	\$21,800,334	\$2,570,289	\$0	\$0		
Non-certificated - Other	301.0	\$9,075,539	\$2,614,734	\$0	\$0	\$0	
Totals		\$31,260,204	\$5,245,456	\$45,162	\$0	\$0	